




## DKV BOX EUROPE – Ordering DKV BOX EUROPE online

„DKV BOX EUROPE takes care of the toll, so you can get more done (when you need to)“



# Order DKV BOX EUROPE



<h3>Order DKV BOX EUROPE</h3> <p>Order the DKV BOX EUROPE either already personalized with services and allocated to your vehicle or order an unassigned DKV BOX EUROPE</p> <p><a href="#">Order DKV BOX EUROPE</a></p>	<h3>Allocate unassigned DKV BOX EUROPE</h3> <p>Currently, you have 0 unassigned DKV BOX EUROPE</p> <p>Select services and allocate a DKV BOX EUROPE to a vehicle.</p>
<h3>Manage Service on DKV BOX EUROPE</h3> <p>Change the services that are currently active for your DKV BOX EUROPE</p> <p><a href="#">Manage services</a></p>	<h3>Manage DKV BOX EUROPE</h3> <p>Transfer your DKV BOX EUROPE from one vehicle to another.</p> <p><a href="#">Manage DKV BOX EUROPE</a></p>

→ To order a personalised or a blank DKV BOX EUROPE, please click on:

[Order DKV BOX EUROPE](#)

→ To activate or deactivate extra toll countries, please click on:

[Manage services](#)

→ To link a vehicle to a blank DKV BOX EUROPE, click on the square on the top right (only possible if blank DKV BOX EUROPE is available).

→ To link or unlink a DKV BOX EUROPE to another vehicle, please click on the button:

[Manage DKV BOX EUROPE](#)



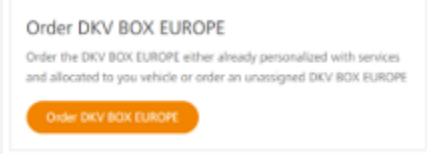




# Blank DKV BOX EUROPE

Step 1 If you want to order a blank DKV BOX EUROPE click on:

Order DKV BOX EUROPE

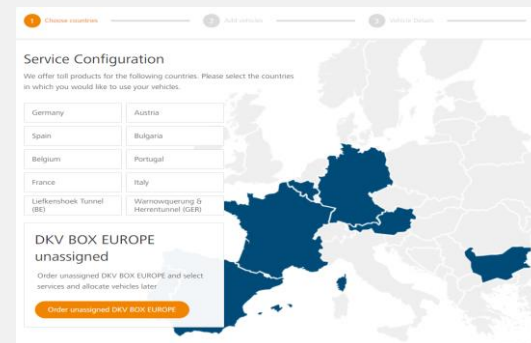
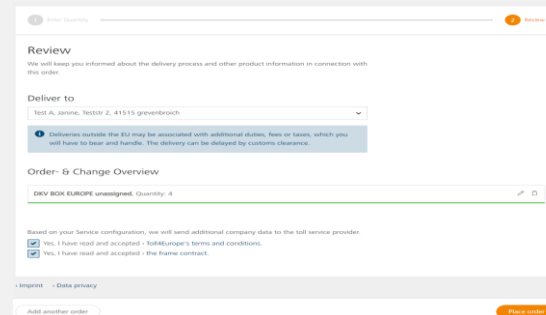
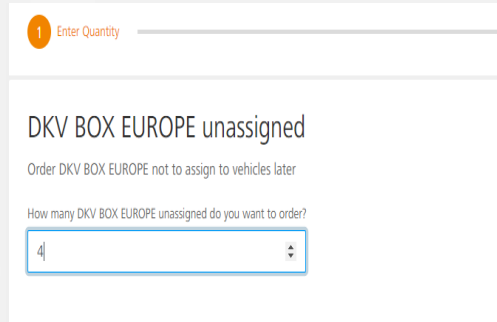


Step 2 You then indicate the number you wish to order and click on:

Continue to review

then select the delivery address, accept the conditions and click on:

Send order



# Personalized DKV BOX EUROPE

Step 1 To order a personalized DKV BOX EUROPE, select the countries in which you want to be active and click on:

Continue to vehicles

**Service Configuration**

We offer toll products for the following countries. Please select the countries in which you would like to use your vehicles.

Germany	Austria
Spain	Bulgaria
Belgium	Portugal
France	Italy
Lärkeshoek Tunnel (NL)	Warmringtunnel & Heinersdunnel (GER)

**DKV BOX EUROPE unassigned**

Order unassigned DKV BOX EUROPE and select services and allocate vehicles later.

[Order unassigned DKV BOX EUROPE](#)

[Back to starting page](#) [Continue to vehicles](#)

Step 2 You then enter the license plate number, indicate the country and upload the vehicle documents and click:

Continue to vehicle details

**Add more vehicles by entering the license number plate**

Select a number of vehicles for which you need toll products for the selected countries. You can add new vehicles or choose from your existing vehicle database by entering the number of a license plate below.

License plate number:  [Add vehicle](#)

**Vehicles in this service configuration**

Select a number of vehicles for which you need toll products for the selected countries. You can add new vehicles or choose from your existing vehicle database by entering the number of a license plate below.

The following countries have been added: Germany, Bulgaria, Belgium, France, APRR, SANEE, SAPN

Vehicle	Country of registration	Documents
<input type="text" value="D-KV 123"/>	<input type="text" value="Country"/>	<input type="button" value="registration"/> <input type="button" value="Other"/>

Drop files here or click to upload. Supported file formats: JPG, PNG, GIF and PDF.

[Back to service configuration](#) [Continue to vehicle details](#)





# Personalized DKV BOX EUROPE

**Step 3** Fill in all the parameters for the vehicle (if you place several orders and the parameters are identical, except for the chassis number, you can copy them as indicated) you then click on:

Continue to review

Copy details from

Select vehicle

Vehicle type *	Tractor unit's number of axes *
<input type="text" value="Truck"/>	<input type="text" value="4"/>
Emission Class *	F1: Tractor unit's technically permissible weight ⓘ
<input type="text" value="EURO VI"/>	<input type="text" value="KG"/>
F2: Tractor unit's maximum permissible weight ⓘ	F3: Combined maximum permissible weight ⓘ
<input type="text" value="KG"/>	<input type="text" value="KG"/>
G: Tare weight * ⓘ	Trailer enabled *
<input type="text" value="9000"/>	<input type="text" value="Yes"/>
Vehicle length * ⓘ	Vehicle width * ⓘ
<input type="text" value="6950"/>	<input type="text" value="2550"/>
Vehicle height * ⓘ	Vehicle Identification (VIN) *
<input type="text" value="4000"/>	<input type="text" value="12312121212121212"/>
Vehicle height on first axle ⓘ	Engine type *
<input type="text" value="3500"/>	<input type="text" value="Diesel"/>
Cost centre ⓘ	
<input type="text" value="4711"/>	

\* Please fill in all mandatory fields

**Step 4** If everything is correct, click on:

Place order

Deliver to

Deliveries outside the EU may be associated with additional duties, fees or taxes, which you will have to bear and handle. The delivery can be delayed by customs clearance.

Order- & Change Overview

DKV BOX EUROPE, Countries: Germany, Bulgaria, Belgium, France, APRR, SANEF, SAPN

Vehicle	Country of registration	Documents	Details
D-KV 123 <input type="button" value="⌵"/>	Netherlands - NL	<input checked="" type="checkbox"/>	<input checked="" type="checkbox"/>

Based on your Service configuration, we will send additional company data to the toll service provider.

Yes, I have read and accepted Toll4Europe's terms and conditions.

Yes, I have read and accepted the frame contract.

# Connect or disconnect DKV BOX EUROPE

- To activate or deactivate additional toll countries, click: [Manage services](#) you select the service countries and click on: [Continue to vehicles](#)
- To connect or disconnect a DKV BOX EUROPE to another vehicle, click on: [Manage DKV BOX EUROPE](#)
- Then select the correct DKV BOX EUROPE to implement your changes.

To disconnect the selected DKV BOX EUROPE:

[Remove DKV BOX EUROPE from vehicle](#)

To link the DKV BOX EUROPE to another number plate:

[Switch DKV BOX EUROPE to other vehicle](#)

**Select vehicle**  
Please select the vehicle whose DKV BOX EUROPE you want to manage.

Filter for vehicles or boxes  
e.g. D-KV 123

License number plate	Serialnumber	Status	Service countries													
			Germany	Austria	Spain	Bulgaria	Belgium	France	France	APR	SANEF	SAPN	Italy	Wohnungswagen & Dienstwagen (ZZR)		
092BRLL	70001109789	active	✓	✓	✓	✓	✓	✓	✓	✓	✓	✓	✓	✓	✓	✓
106BRRL	70001109447	Change requested	✓	✓	✓	✓	✓	✓	✓	✓	✓	✓	✓	✓	✓	✓
348BY5	70001109493	Change requested	✓	✓	✓	✓	✓	✓	✓	✓	✓	✓	✓	✓	✓	✓
635BR	70001109485	active	✓	✓	✓	✓	✓	✓	✓	✓	✓	✓	✓	✓	✓	✓
710BYV	70001109415	Change requested	✓	✓	✓	✓	✓	✓	✓	✓	✓	✓	✓	✓	✓	✓

[Back to starting page](#)
[Remove DKV BOX EUROPE from vehicle](#)
[Switch DKV BOX EUROPE to other vehicle](#)

**Add more vehicles by entering the license number plate**  
Select a number of vehicles for which you need toll products for the selected countries. You can add new vehicles or choose from your existing vehicle database by entering the number of a license plate below.

License plate number  
e.g. D-KV 123

**Vehicles in this service configuration**  
Select a number of vehicles for which you need toll products for the selected countries. You can add new vehicles or choose from your existing vehicle database by entering the number of a license plate below.

The following countries have been added: Germany, Bulgaria, Belgium, France, APR, SANEF, SAPN

Vehicle	Country of registration	Documents
D-KV 123	<input type="text" value="Country"/>	<input type="button" value="Registration"/> <input type="button" value="Other"/>

Drop files here or click to upload.  
Supported file formats: JPG, PNG, GIF and PDF.

[Back to service configuration](#)
[Continue to vehicle details](#)



// **DKV** **BOX** EUROPE



**YOU DRIVE, WE CARE.**